



KENSINGTON PRIMARY BEDROOM

AM
ARCHED MANOR

September 10, 2024

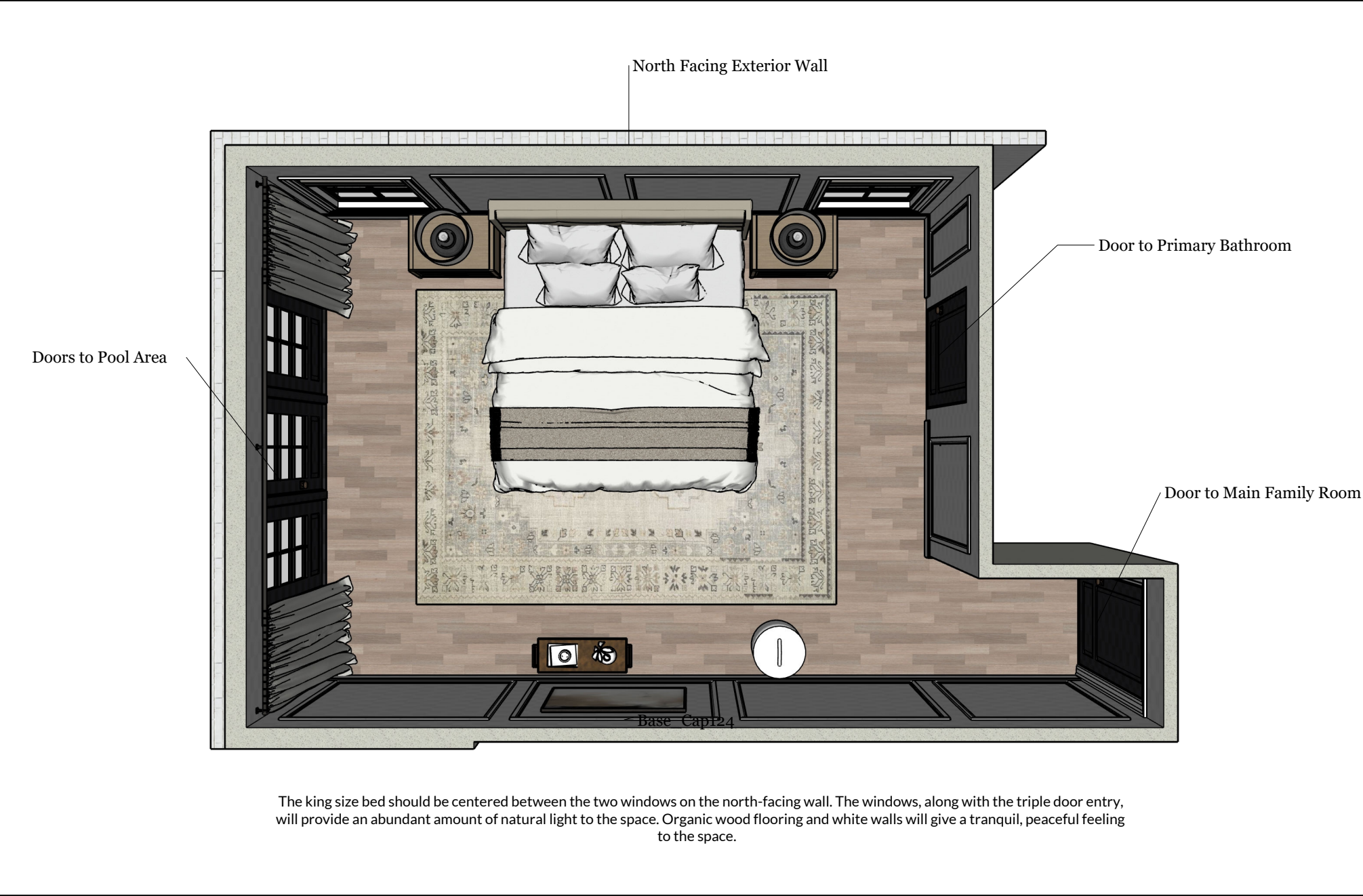


DESIGN MOOD BOARD

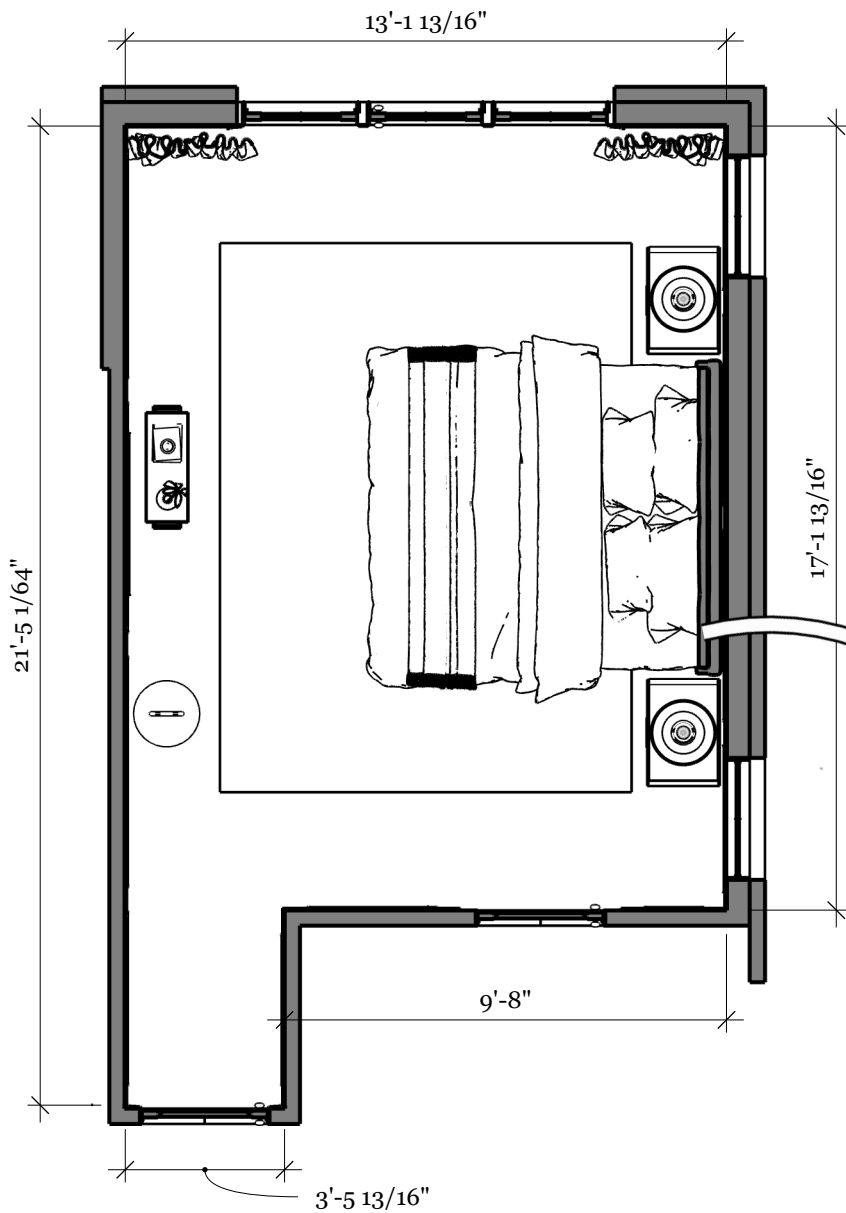

 ARCHED MANOR

KENSINGTON PRIMARY BEDROOM

REVISIONS		
	MM/DD/YY	REMARKS
1	--/--/--	...
2	--/--/--	...
3	--/--/--	...
4	--/--/--	...
5	--/--/--	...



TOP VIEW PERSPECTIVE	<div>AM</div> ARCHED MANOR	REVISIONS		A02
		MM/DD/YY	REMARKS	
		1	--/--/--	
		2	--/--/--	
		3	--/--/--	
	KENSINGTON PRIMARY BEDROOM	4	--/--/--	
		5	--/--/--	



The doors leading to the exterior pool area are 8' wide with the two outer doors stationary. The middle door opens towards the inside of the room. Andersen SunShade glass will be used for all exterior doors.



Ria King Size Bed



Remmy Swivel Archmair

OVERHEAD VIEW & FURNITURE

AM
ARCHED MANOR

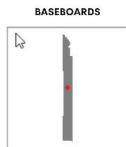
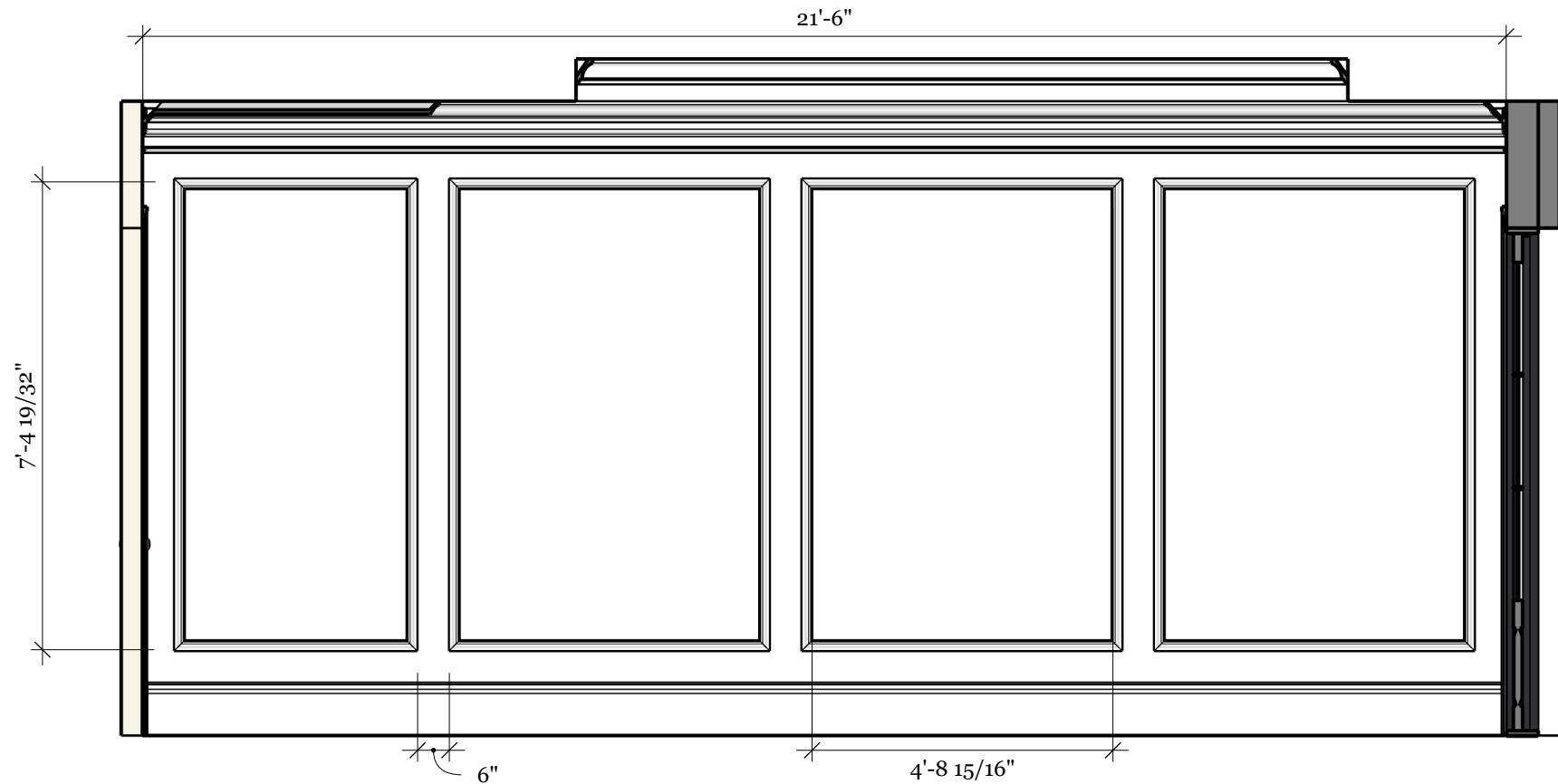
KENSINGTON PRIMARY BEDROOM

REVISIONS

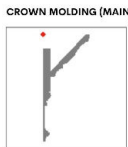
	MM/DD/YY	REMARKS
1	--/--/--	...
2	--/--/--	...
3	--/--/--	...
4	--/--/--	...
5	--/--/--	...

03

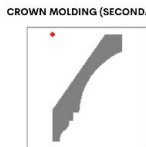
A



Base 120
10" x 5/8"



Custom 3-Piece
9 3/4" x 4 3/16"



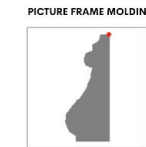
Crown 157
4 13/16" x 3 1/8"



Casing 10
4 9/16" x 7/8"



Casing 240
4" x 13/16"



Base_Cap 124
2" x 13/16"

The picture frame molding on the wall opposite the bed brings a level of sophistication and elegance to this space. It should be painted the same color paint as the walls for a monochromatic feel. The separation is 6" from the baseboards and the crown



TRIM DETAIL RIGHT WALL

AM
ARCHED MANOR

KENSINGTON PRIMARY BEDROOM

REVISIONS

	MM/DD/YY	REMARKS
1	--/--/--	...
2	--/--/--	...
3	--/--/--	...
4	--/--/--	...
5	--/--/--	...

04

A



DESIGN MOOD BOARD

AM
ARCHED MANOR

KENSINGTON PRIMARY BEDROOM

REVISIONS

	MM/DD/YY	REMARKS
1	--/--/--	...
2	--/--/--	...
3	--/--/--	...
4	--/--/--	...
5	--/--/--	...

05

A